

### Features

- Contemporary towel bar and knob combination offers storage on the outside of the door without encroaching on the bathing space.
- CleanCoat®+ glass coating creates a hydrophobic barrier that repels water, soap scum, and residue, saving time and protecting shower doors 10 times longer than original CleanCoat. (Based on 2021 internal wear/abrasion testing using a microfiber cloth.)

### Material

- Frameless, 5/16" (8mm) thick Crystal Clear tempered glass.

### Technology

- Center-guided mechanism for smooth, quiet sliding action and easy cleaning.
- Frameless design with minimal metal allows for greater ease of cleaning.
- Low bottom track creates easy entry and exit to the bathing space.

### Installation

- Out-of-plumb adjustability simplifies installation.
- Sliding shower door.
- Not for use in hospitality.
- For residential use only.

### Recommended Products/Accessories

K-23723 Faucet cleaner

### Included Components

Additional Components:  
Hardware kit



### Codes/Standards




ANSI Z97.1  
CPSC 16CFR 1201

### KOHLER® One-Year Limited Warranty

See website for detailed warranty information.

### Available Colors/Finishes

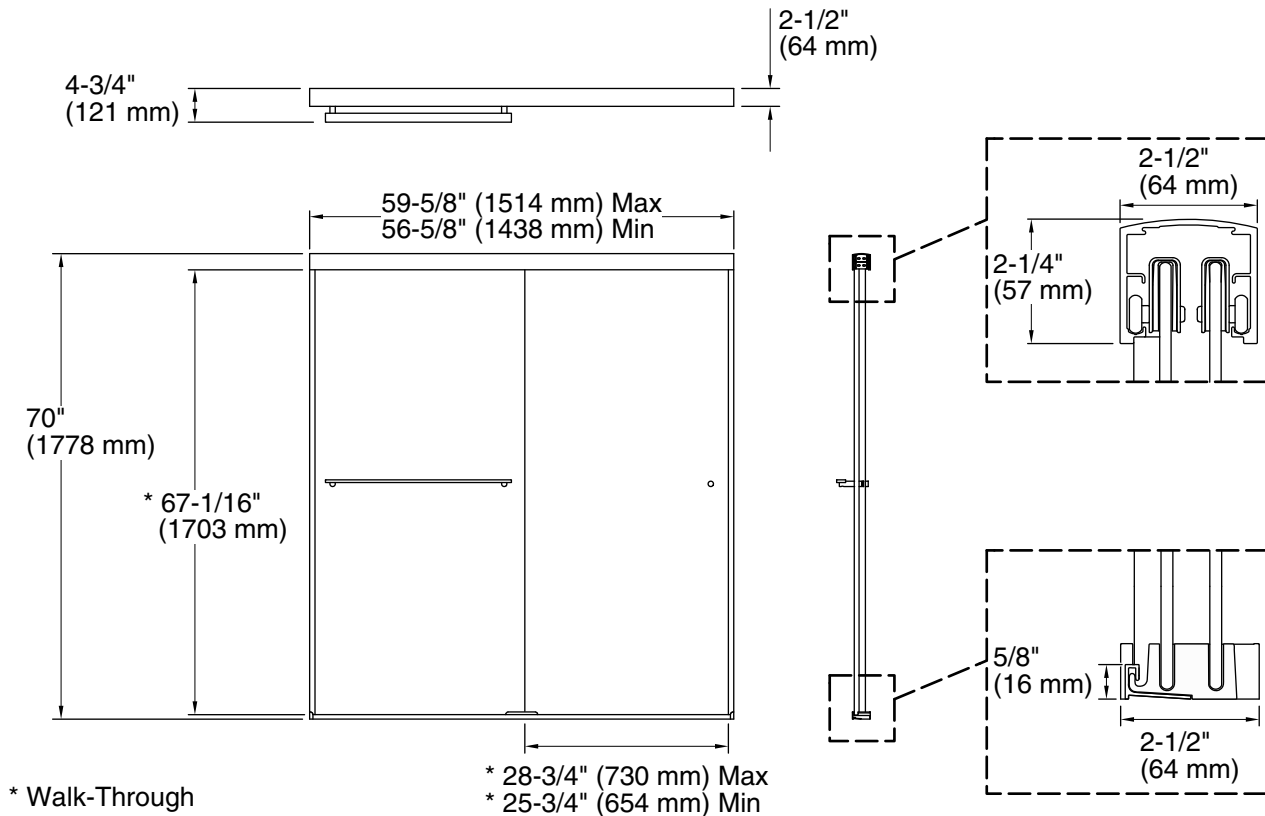
*Color tiles intended for reference only.*

Color	Code	Description
	SHP	Bright Polished Silver
	ABZ	Anodized Dark Bronze
	BNK	Anodized Brushed Nickel

### Available Glass Options

Code	Description
------	-------------

L	Crystal Clear
---	---------------



## Technical Information

All product dimensions are nominal.

Installation type:	For shower base installation
Opening style:	Sliding/Bypass
Opening Width - Min:	56-5/8" (1438 mm)
Opening Width - Max:	59-5/8" (1514 mm)
Walk-through - Min:	25-3/4" (654 mm)
Walk-through - Max:	28-3/4" (730 mm)
Base-To-Wall Radius - Max:	3/8" (10 mm)
Glass thickness:	5/16" (8 mm)
Glass coating:	CleanCoat®

## Notes

Install this product according to the installation guide.

Wall jambs are made of clear plastic and may not cover existing shower door holes.

**NOTICE:** The vertical opening should be a minimum of 72-1/2" (1842 mm) to allow clearance for installing the top track over the wall jambs.